



Inspire EdVentures



Welcome to Your Virtual Summer Camp!

Week 1 Materials

BioBlitz!

inspire-edventures.com/virtual-summer-camp/



This Week's Activities:

- Watch the Virtual Tour video online at:

inspire-edventures.com/virtual-summer-camp/

- If you have not done so, please register for the camp at the same online location. This will let us send you updated information about the summer camp activities.
- Start your scientific journal
- Begin your bioblitz activities

What You Will Need This Week

A small notebook to use as a journal

Crayons or colored pencils

A quiet place in your backyard

Backyard BioBlitz Instructions

Safety Notes:

1. Always get the permission of a parent or guardian before starting your bioblitz.
2. Do not pick up any living organism (especially snakes, spiders, insects and mushrooms).

How Does a BioBlitz Work?

The goal of a bioblitz is to make you more aware of the diversity of life that is in your backyard. You don't need to collect any living creatures or plants, in fact, we prefer that you leave them in their natural environment!



What Do I Do?

- Find a quiet place in your backyard – the best locations have a variety of habitats.
- Bring your journal, a pencil, and your eyes and ears!
- Site quietly for 15-30 minutes and record (drawings or photos) everything you see and hear.
- Compare your notes with your friends

What if I find something really cool, or have questions?
We would love to hear from you! Send us pictures or Email us at
Projects@inspire-edventures.com

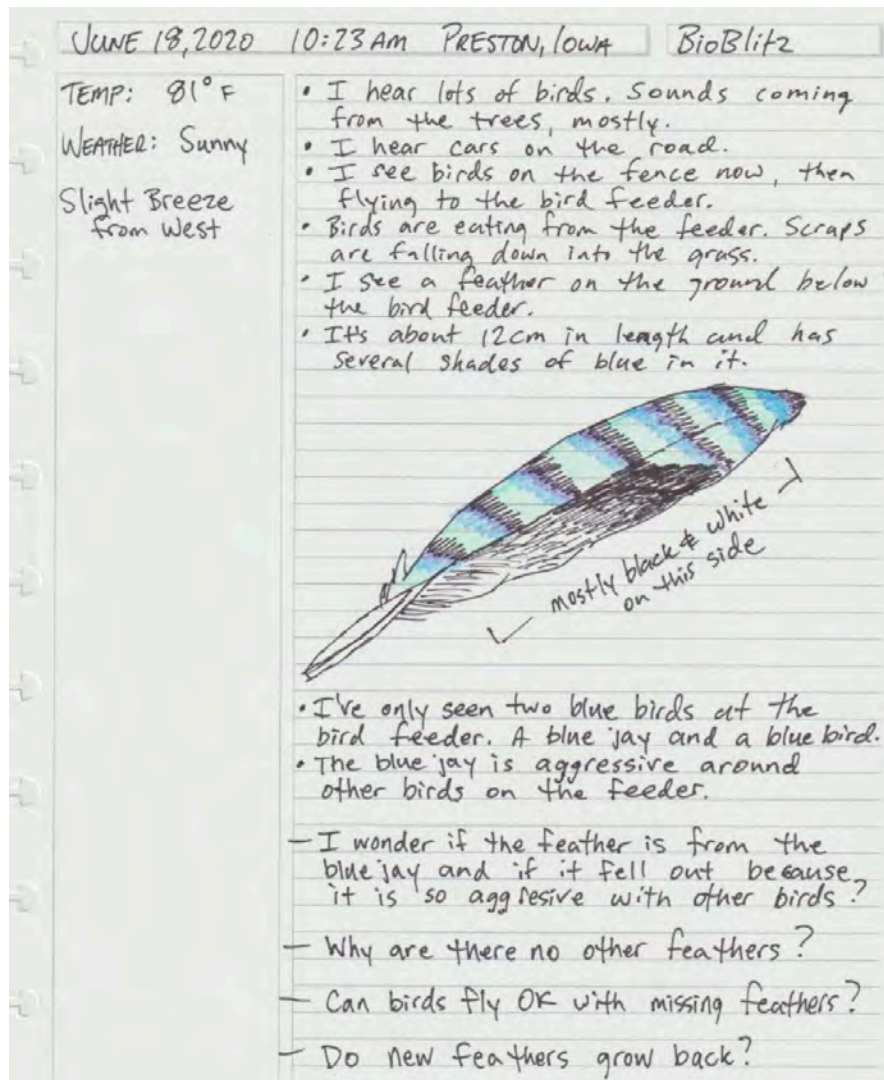
www.inspire-edventures.com/virtual-summer-camp/

An Introduction to Scientific Journaling

You don't have to be a scientist to keep a scientific journal. You don't have to be an experienced writer either. All you need is a simple notebook, something to write about and the ability to observe, describe, question and document your thoughts.

Start your journal on a fresh page in your notebook. Be sure to add the date and the topic of which you are writing about. In the example below, I am writing about my "Backyard BioBlitz" observations. It's important to describe your surroundings – what do you see, hear, smell, and feel? What is the weather like? What time of day is it? Is there anything of interest, or is there something you don't recognize, like a bug or a feather in sight? Document your findings and observations.

Use the example below to help start your journaling experience. Be sure to write down any questions you might have – this will help you think like a scientist and help you become more aware of your surroundings.




What's In Your Backyard? Scavenger Hunt

Time to EXPLORE the great outdoors right in your own backyard. Give yourself one point for every one for find.

- | | | | |
|--------------------------|-----------------|--------------------------|-------------------|
| <input type="checkbox"/> | A Stick | <input type="checkbox"/> | A Frog |
| <input type="checkbox"/> | Smooth Rock | <input type="checkbox"/> | Tree Bark |
| <input type="checkbox"/> | Bumpy Rock | <input type="checkbox"/> | Fruits or Veggies |
| <input type="checkbox"/> | A Seed or berry | <input type="checkbox"/> | Animal Tracks |
| <input type="checkbox"/> | A Flower | <input type="checkbox"/> | A Bush |
| <input type="checkbox"/> | A Weed | <input type="checkbox"/> | A Bird |
| <input type="checkbox"/> | Some water | <input type="checkbox"/> | A Snake |
| <input type="checkbox"/> | A Spider | <input type="checkbox"/> | A Pinecone |
| <input type="checkbox"/> | Some Soil | <input type="checkbox"/> | Sand |
| <input type="checkbox"/> | A Butterfly | <input type="checkbox"/> | A Caterpillar |
| <input type="checkbox"/> | Bird Nest | <input type="checkbox"/> | A Bee |

www.inspire-edventures.com/virtual-summer-camp/

What's In Your Backyard? Crossword Puzzle



Across

1. Also called a stone
3. Bees pollinate them
4. Where lily pads grow
6. Where vegetables grow
7. Like to slither in the grass
9. Live under water
10. Say "ribbit"

Down

2. Turn into butterflies
5. Live in trees
8. Live in the forest

www.inspire-edventures.com/virtual-summer-camp/

Backyard Word Find

See how many of these backyard items you can find below!

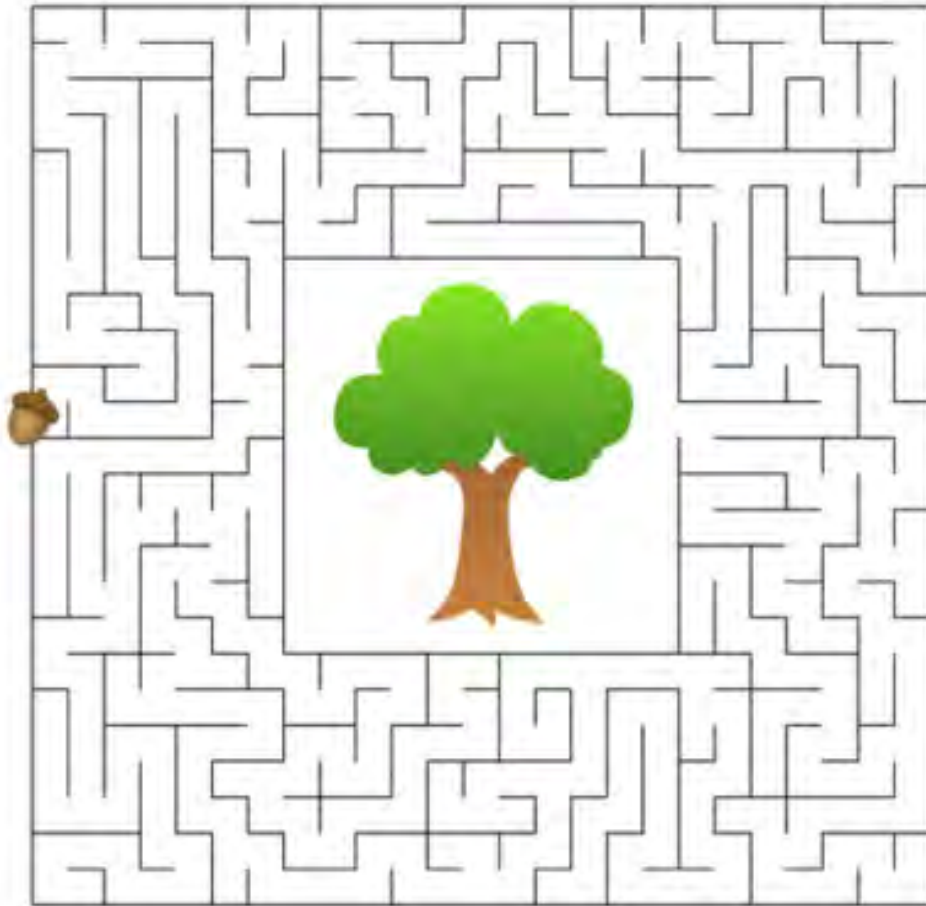
C A T E R P I L L A R T S A D
T F O D Y B D H T W I R H B N
S A V D V G U A D G W E T M O
E L J K H P C M S D Z E L H P
T M A F R Z W Z B N R S B Z A
S H W M Q O G P E L H J U R K
O S D R I B I D W K E U T B O
U D A N Z N R U V Q H B T Z S
D I M R E A A T Y V M S E N T
R E O C G S T I C K S H R E N
N O O D F C S L B M B C F I A
K N C R R N P E U Z V P L M L
E L O K E S R E W O L F Y S P
T G X H S G X K U V I E B V C
S Q G H L L R E Y W Z R E D J

ANIMALS	FLOWERS	PINECONE
BIRDS	FROGS	PLANTS
BUMBLEBEE	GARDEN	POND
BUTTERFLY	TREES	ROCKS
CATERPILLAR	GRASS	STICKS

www.inspire-edventures.com/virtual-summer-camp/

Backyard Maze

Where did the acorn go? Find the path back to its tree!



Did you know? The acorn is the fruit of the oak tree. It is a nut and contains one – sometimes two seeds. They take anywhere from 6 to 24 months to mature. Some of the creatures that depend on acorns as food are birds, ducks, mice, squirrels, pigs, bears, and deer.

www.inspire-edventures.com/virtual-summer-camp/